

FIRED BY DESIGN



OPUS



Glean from the bold and shining night
a winter symphony
of snow-tipped leaves, frost on the eaves
the scent of mystery.

Put on your coat and dusty hat
and dance into the street,
wind in your hair, snow in the air
and wings upon your feet.

Come to my warm and humble home,
ensconced in peach-blue glow
as the moon draws near, your thoughts grow clear
like pathways in the snow.

- E. M. Winfrey

CONTENTS

INTRODUCTION	04 - 07
CYLINDRIC	
FEATURES	10 - 15
MODELS	18 - 37
HOW TO LIGHT YOUR STOVE	40 - 41
TECH SPEC	44
WARRANTY	45

FIRED BY DESIGN

Fire is an elemental force, a magnet drawing us to its warm soothing light. It captivates us, soothes yet stimulates, creates space for contemplation, creation, conversation and enjoyment.

Opus stoves bring this force into your home. Designed with passionate dedication, engineered for efficiency, and built with attention; a pleasure to operate, with a focus not only on providing warmth, but also as a stage for the curling flames to weave their dance. Expansive windows allow the firelight to bathe your room in the oranges, reds, and yellows as only real flames can. The wide range of models allows you to choose exactly the look and size of stove that meets your individual requirements.

Opus stoves are available through a selected network of suppliers who are there to guide, support and advise you from the initial planning right through to the completed installation.



ABOUT OPUS

Talented European designers and engineers create the overall sharp, clean and modern look which characterises Opus.

The team constantly work on developing innovations that make a stove which is a pleasure to use, beautiful to look at and supremely efficient. Independent European laboratories provide the figures which we publish for performance data such as efficiency and heat output.

Factory automation makes processes like metal cutting, rolling, and die cutting, safe and pinpoint accurate. Computer-aided systems help keep wastage to a minimum. ISO 9001 certified quality control helps to ensure that the stove reaches your living room as perfectly as intended.





ECODESIGN

Ecodesign is a UK and EU-wide policy that came into force in 2022.

Opus stoves meet, and exceed, the tough new criteria.

Ecodesign is a set of ambitious targets designed to make wood stoves more efficient, and to reduce emissions, an aim which we very much share.



BREADTH OF CHOICE

A broad selection of models ensures that there will be something to suit every need and taste.

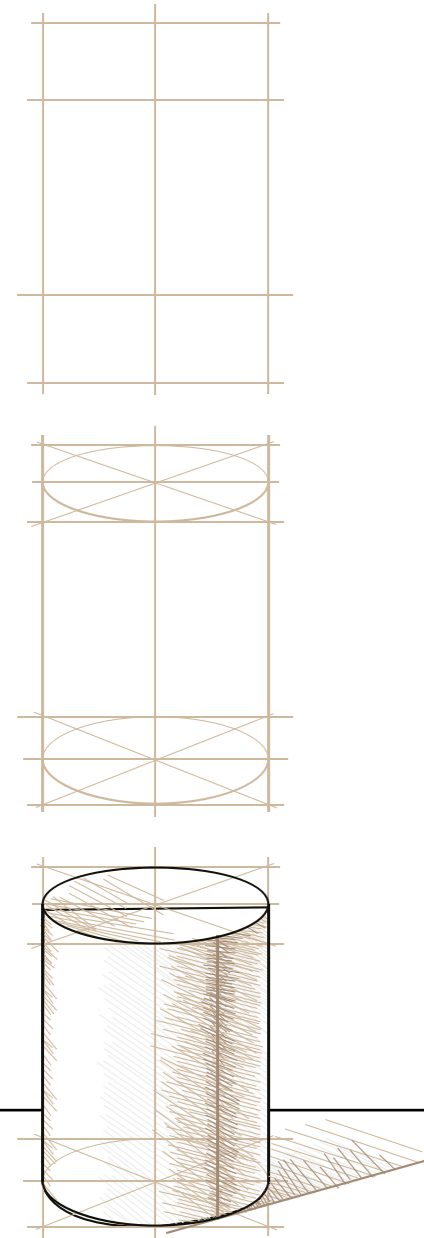


OPUS CYLINDRIC

Drawing inspiration from the long tradition of Scandinavian style upright woodburners.

This style of tall round woodburner looks great, featuring a raised firechamber with high generous windows. But that is not the reason they originally appeared: the Scandinavians had also discovered something else. By increasing the height of the fire chamber they were able to radically improve the combustion. When wood burns it gives off gases, and it is these which you see burning. By stretching the stove upwards more time is gained in which to properly mix the gases with enough oxygen so that they can fully burn, creating the fabulous flame pattern so characteristic of Opus stoves.

Opus Cylindric are a range of contemporary models which epitomise this design style. Their classic simplicity draws on a design heritage stretching back over 100 years.



LOG STORE

Instead of a door at the bottom of the stove, log store models have an open space where you can stack logs.

Look for the letters "LS" in the product name (on the other hand a "D" indicates that there is a door).



FULL GLASS DOOR

Models with full glass have a window which extends right to the edge of the door, creating a clean contemporary look.

Look for the letter "G" in the product name.



PEDESTAL

The central pedestal enhances the feeling of space and lightness. This model can also rotate by 90° for a perfect view of the flames wherever you sit.

Look for the letters "PR" in the product name.



FEATURES

Advances and innovations that make an Opus a pleasure to live with.

CONVECTION: FOR AN EVEN HEAT

An Opus stove has two outer layers with an air gap between them. Cool air is drawn up from the floor, heated by the body of the stove, and then released out through holes at the top. This makes for a more even spread of heat in the room and keeps the body of the stove a little cooler.

MULTI-POINT DOOR CLOSURE

Our cylindrical models all have a 2 or 3 point door mechanism, giving a positive feel and a firm closure.

DIRECT AIR: NO MORE DRAUGHTS

All Opus stoves can be connected to an external air duct. The air needed for combustion is taken from outside the house, not from the room. This reduces draughts in your home, helping to preserve valuable cosy heat.

THE ART OF COMBUSTION

Wood needs high temperatures and a precise supply of oxygen to burn. Opus stoves are designed to optimise the burning conditions in the fire chamber.

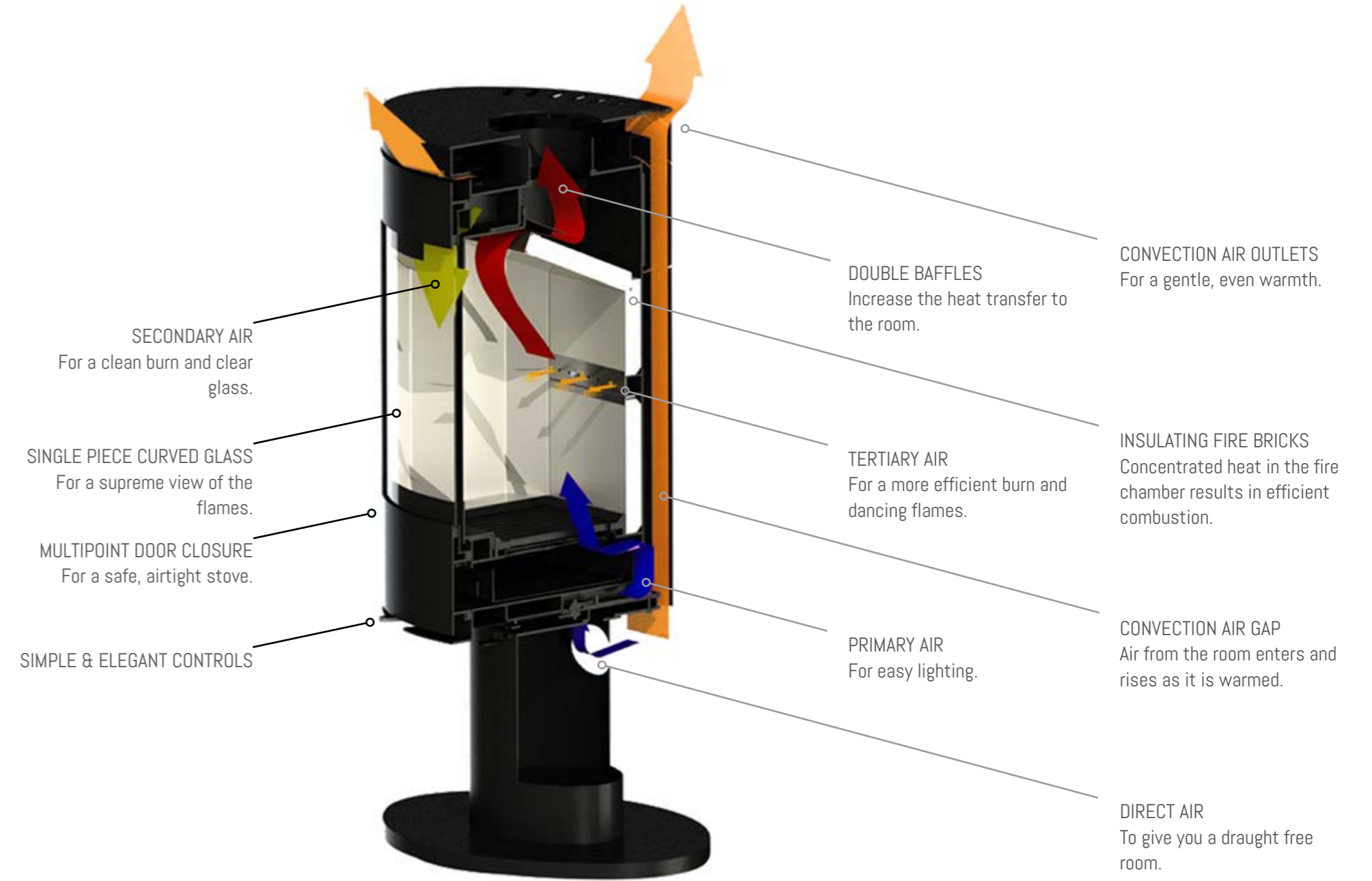
PRIMARY AIR: supplied from below the burning wood and used as a 'boost' for starting the fire, or when you have added fresh logs.

SECONDARY AIR: this preheated air flows down the inside surface of the window, feeding the fire and keeping the glass clean. Once the stove is hot you control the burn rate by adjusting this secondary air.

TERTIARY AIR: preheated air enters higher up at the back of the fire chamber through a series of holes. Look here for dancing, floating flames as the gases given off by the wood combust.

INTUITIVE AND SIMPLE CONTROLS

Two easy to use levers give you full control of the burn rate of your stove.



LOW EMISSIONS

We continually innovate to improve our stoves, making them burn cleaner as well as being easier to use.

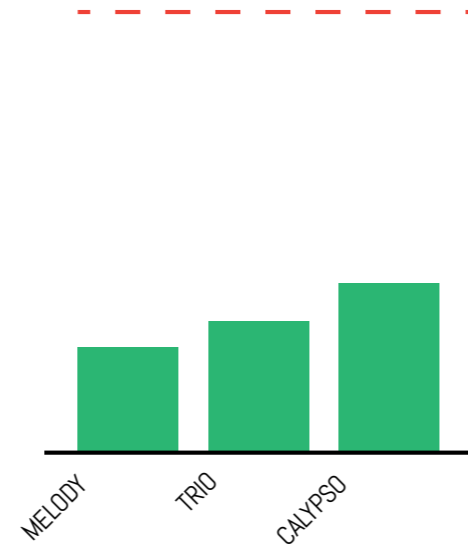
Our stoves are highly efficient and clean burning, reflected in the fact that SE models have passed the necessary lab tests and may be used to burn wood in Smoke Control Areas.

Not only do our SE stoves meet the strict emissions limits, go much further than that.

SE models are indicated by a green tick.



Emissions limit



FOR YOUR OPUS STOVE TO WORK AT ITS BEST
WELL SEASONED FIREWOOD IS VITAL
DON'T BURN WATER



DRY FIREWOOD

Wood is renewable, sustainable and low carbon. For your Opus to work well it must be dry or 'seasoned'.

Dry, well seasoned firewood is easier to light and burns better, it gives out much more heat, creates much less smoke, makes less tar in the stove and chimney and crucially results in lower emissions.

Burning good wood is better for your stove, better for the environment and easier on your pocket.

HOW CAN YOU TELL?

- Look: for the "Ready to Burn" logo on wood from your firewood supplier. For more information on the scheme and a list of certified suppliers see: www.woodsure.co.uk
- Use: a moisture meter to test the freshly split face of a selection of logs.
- Look: for cracks across the end grain.
- Smell: wet and dry firewood have slightly differently aromas.
- Feel: wet wood is heavier. Remember that some woods are heavier than others, oak compared to ash for example.





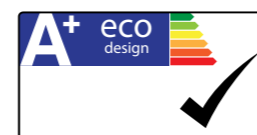
ARIA

The Aria is beautiful to look at and use, a perfectly proportioned stove set off by the tall sleek handle.

Its compact height means it will fit where others cannot.


COMPACT DESIGN
LUXURIANT WARMTH

Height.....	920 mm
Width.....	472 mm
Depth.....	362 mm
Nominal output.....	5 kW
Efficiency.....	81 %
Fuel.....	Wood



A DESIGN CLASSIC
AT HOME IN TOWN & COUNTRY

Height.....	1105 mm
Width.....	508 mm
Depth.....	508 mm
Nominal output	5 kW
Efficiency.....	77.4 %
Fuel.....	Wood
SE model available	✓



MELODY D

Our classic 5kW model, the Melody, is a beautiful and highly controllable woodburner. Its elegant clean lines and curved glass make this a classic piece of design.



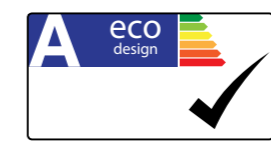


WHEN AESTHETICS AND UTILITY MEET

Height.....	1105 mm
Width.....	508 mm
Depth.....	508 mm
Nominal output.....	5 kW
Efficiency.....	77.4 %
Fuel.....	Wood
SE model available	✓

MELODY LS

The Melody LS has the same clean modern look but includes a log store for that evening's fuel.






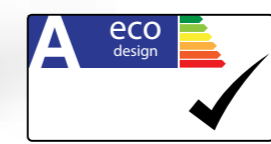
A FULL GLASS DOOR
A CLASSIC STOVE



MELODY GLS

Height.....	1105 mm
Width.....	508 mm
Depth.....	508 mm
Nominal output.....	5 kW
Efficiency.....	77.4 %
Fuel.....	Wood

SE model available 



MELODY GD & MELODY GLS

The single curved glass window extends to the very edge of the door. This results in a gently reflective surface, framed by rich black.



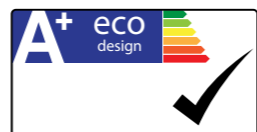
TRIO D

TRIO LS & TRIO D

Extra glimpses of flame entice and attract. Choose the Trio for a wonderfully wide view of the flames through three windows.

ENTICING GLIMPSES OF FLAME FROM 3 SIDES

Height.....	1145 mm
Width.....	505 mm
Depth.....	505 mm
Nominal output.....	5 kW
Efficiency.....	77.2 %
Fuel.....	Wood
SE model available	✓



TRIO LS



HEAT AT THE TOUCH OF A BUTTON

Height.....	1154 mm
Width.....	505 mm
Depth.....	505 mm
Nominal output.....	3 - 5 kW
Efficiency.....	76 %
Fuel.....	Natural gas

TRIO SCALA GAS

The Scala lets you light and control your stove at the touch of a button. A classic solid design, conventional or balanced flue, cosy warmth, flickering flames and a glowing ember effect.



AN OVAL SHAPE AND WIDE WINDOW GIVE
A MAGNIFICENT DISPLAY OF FLAMES



HARMONY D

Height.....	1089 mm
Width.....	598 mm
Depth.....	437 mm
Nominal output.....	7 kW
Efficiency.....	80 %
Fuel.....	Wood / Smokeless



HARMONY D & HARMONY LS

Choose a Harmony to bring warmth and life to a larger room. Easy to light, easy to use and multifuel.



 HARMONY GD



FULL GLASS DOOR FOR A LUSTROUS FINISH
AND TIMELESS STYLE



HARMONY GLS

Height.....	1089 mm
Width.....	598 mm
Depth.....	437 mm
Nominal output.....	7 kW
Efficiency.....	80 %
Fuel.....	Wood / Smokeless



HARMONY GD & HARMONY GLS

Perfect for warming the larger room. Classic proportions, a wide window, and the full glass door give that up-to-the-minute look.




OPEN POSSIBILITIES WITH A STOVE
THAT YOU CAN ROTATE

Height.....	957 mm
Width.....	598 mm
Depth.....	437 mm
Nominal output.....	7 kW
Efficiency.....	80 %
Fuel.....	Wood / Smokeless

HARMONY PR

Enhance warmth, light and space. The single pedestal leg gives the impression of lightness, adding to the room without imposing. Let the flames bring you joy and colour wherever you sit.



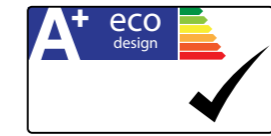


SHOWERS & CENTRAL HEATING
POWERED BY YOUR OPUS

Height.....	1166 mm
Width.....	565 mm
Depth.....	462 mm
Nominal output	8.3 kW
room water split.....	3.4 kW 4.9 kW
Efficiency.....	83.9 %
Fuel.....	Wood
SE model available	✓

CALYPSO

Do it all: enjoy the cosy warmth unique to wood, make hot water for showers, and link up with your central heating system.





HOW TO LIGHT YOUR STOVE

The 'upside-down' method is fast, reliable & lowers emissions even more.

For an efficient burn with low emissions you need the firebox in your stove to get really hot as quickly as possible. To burn well wood needs to be heated and any water in it driven off. Even well seasoned wood still contains a certain amount of moisture.

The upside down method is so good because it lets the kindling build up heat fast, with the larger logs only starting to catch fire once the kindling has warmed the firebox and chimney.

If you put the bigger logs on top of the kindling then they rob most of that initial heat, and so the fire takes longer to get up to temperature.

Light your Opus upside-down for quick warmth and low emissions.



Start with a couple of bigger logs and make sure there is enough room between them for the kindling stack you are about to make.



A medium sized bit of wood goes next and then the kindling. Lay them a bit like 'pick up sticks' so that they're touching, but with plenty of gaps between them.



Put a firelighter near the top and you're ready. We suggest firelighters made from wood shavings as they are renewable and a pleasure to use.

Open both air controls on your stove fully, light the firelighter and close the door. If you are staying with your stove then you can leave the door ever so slightly open for the first 5 minutes as this will speed things along.

A few minutes later the kindling should be burning well. You'll see that those gaps between the kindling allow the flames to travel between the pieces of wood easily, helping the fire to spread.

Eventually the bigger logs start to catch fire and the kindling will be glowing a redder colour as it starts to turn to embers.

Once the big logs are burning strongly then you can start to adjust the burn rate by first using the primary air control, then the secondary if needed. Always aim to have good clear flames, if you see wisps of dark smoke then you may have closed the air down too much.

Eventually the larger logs will also burn to embers and then is the time to add a new log or two on top. Open up the air controls again when you add the new fuel to get it going quickly, then adjust back down once they are burning well.



TECH SPEC

	ARIA	MELODY	TRIO	TRIO SCALA GAS	HARMONY	HARMONY PR	CALYPSO
HEIGHT (mm)	920	1105	1145	1145	1089	957	1166
WIDTH (mm)	472	508	505	505	598	598	565
DEPTH (mm)	362	508	505	505	437	437	462
NOMINAL HEAT OUTPUT (kW)	5	5	5	3 - 5	7	7	8.3
room water split	-	-	-	-	-	-	3.4 kW 4.9 kW
EFFICIENCY (%)	81	77.4	77.2	77.2	80.0	80.0	83.9
FLUE SIZE (mm)	150	150	150	150	150	150	150
FLUE OUTLET & POSITION	Top or rear	Top or rear	Top or rear	Top only	Top or rear	Top or rear	Top only
Back of stove to centre of top flue (mm)	130	254	223	223	172	218	196
Floor to centre of rear flue (mm)	802.5	955	985	-	926	796	-
HEIGHT TO CENTRE OF REAR FLUE	802	955	985	985	926	946	✓
SMOKE CONTROL EXEMPT MODEL AVAILABLE	-	✓	✓	✓	-	-	-
PM	14	14	22	-	22	22	20
ECODESIGN COMPLIANT	✓	✓	✓	-	✓	✓	✓
AIRWASH	✓	✓	✓	-	✓	✓	✓
FUEL	Wood	Wood	Wood	Natural gas	Multifuel	Multifuel	Wood
DISTANCE TO COMBUSTIBLES REAR (mm)	250	150	120	120	180	180	100
DISTANCE TO COMBUSTIBLES SIDES (mm)	350	150	640	640	240	240	100
MAXIMUM LOG LENGTH (mm)	330	330	330	330	330	330	330

WARRANTY

The reassurance of a 5 year warranty on all our stoves.

Consumables, like glass, firebricks and rope seals are excluded. Full details of the warranty can be found in the manual. Your statutory rights are not affected.



LIFESTYLE, LIFECHOICE

Wood heating is one of life's simple and elemental pleasures.

Of course an Opus will do the practical work of warming your home, but much more than that it is an antidote to our busy modern world. Handling your wood gives a real understanding of its quality and the energy it represents, operating your Opus puts you in direct control of the heat. Your Opus acts as a place to gather: the flames are enticing, calming and naturally draw us in.

Being by your stove offers a chance (or welcome excuse) to reconnect with others and yourself, to ground, to rediscover, to simply be.





OPUS
FIRED BY DESIGN

www.opusstoves.co.uk

Opus-2023-003